



ST MATTHEW'S SCHOOL

Annual Community Meeting

2017

AGENDA

- Welcome & Prayer
- Apologies
- 2016 AGM Minutes
- School Board Chair's Report – Paul Keppel
- Treasurer's Report – Pierre Maartens
- Principal's Report – Jonnda Simpson
- Election of Board Members – 2018
- Performance Data – Sue Milton
- P & F Annual Meeting

PRAYER

God of the seasons turning,
another year has come and gone and once again we gather for the
Annual Meeting of this school.

To this place we bring all the joys, hardships and celebrations of the
past 12 months.

We gather to look forward to what the coming year has in store.

We know that it will not always be easy, that life will always have a
mixture of easy and difficult.

As we meet and discuss the life and work of this part of your family we
pray that you would be a part of our discussion.

PRAYER

May your Spirit move in our hearts, opening them to hear what each of us has to offer, bringing light to both possibilities and realities, drawing us always to consider what you would have us be and do.

Remind us that we are called to be bearers of Christ's life, light, and love to all we meet.

Help us to live in such a way that we draw closer to your vision for us and journey faithfully in your Way.

Amen.

SCHOOL BOARD CHAIR REPORT

PAUL KEPPEL

SCHOOL BOARD TREASURER REPORT

PIERRE MAARTENS

PRINCIPAL'S REPORT

STAFFING

| | |
|---------------------------------|--|
| * PRINCIPAL: | MS Natalia Thomson |
| * ADMINISTRATION OFFICE: | Mrs Ann de Gooijer (Mon-Thurs) Mrs Jenny Ong (Friday) |
| * Assistant Principals: | Mrs Susan Milton Mr Mark Tenney |
| * Teaching Staff: | |
| * 3yr Old Kindergarten: | Miss Ashleigh Evans |
| * Kindergarten: | Mrs Claire Graham |
| * Pre-Primary: | Mrs Di Prideaux |
| * Year 1 | Miss Ashleigh Evans |
| * Year 2 | Miss Pip Rayner |
| * Year 3 | Mrs Sue Milton and Mrs Jane Dyke |
| * Year 4 | Mr Mark Collins |
| * Year 5 | Mrs Karen Evans |
| * Year 6 | Mr Mark Tenney Mrs Colleen Quartermaine |
| * Music: | Mrs Fiona Hastie |
| * Education Support Program: | Ms Natalia Thomson |
| * Sport: | Mrs Linda Kilpatrick |
| * Science: | Mrs Monique D'Alton |
| * LOTE: | Mrs Monique D'Alton |
| * Support Staff: | |
| * Library Assistant: | Mrs Jenny Ong |
| * Education Assistants: | Mrs Meredith Beckwith Mrs Bianca Annear Mrs Jodie Blyth Sister Sahaya Mrs Sasha Keppel |

Farewell Ms Jonnda Simpson, Miss Mikayla Bramley, Miss Kate Luscombe, Mr Barrie Stewart, Mrs Sheena Bloxham, Mrs Jessie Allington (Maternity Leave)

VISION STATEMENT

St Matthew's School enables children to strive to reach their full potential, as God intends, by fostering concern for self, others, the environment and their relationship with God.

OUR MOTTO

St Matthew's School is a Christ-centred learning community that values the role each individual has in nurturing our school motto:

Concern for self

Concern for others

Concern for our environment

Concern for our relationship with God

LEARNING

Our focus for 2017 has been on:

- ❖ *Explicit Instruction strategies to better teach reading comprehension and spelling skills*
- ❖ *Implementation of Building Teacher Capacity Program*
- ❖ *Whole school implementation of Keeping Safe Program*

Strategies to achieve these goals have been:

- * *Implementation of Cars and Stars Reading Comprehension Program*
- * *Full implementation of Spelling Mastery and Spelling Scope and Sequence*
- * *Implementation of St Matthew's School Instructional Framework (Literacy and Numeracy)*
- * *Professional Development of staff*
- * *Extension of Rainbow Reading Program Yrs 1 - 5*
- * *Continuation of Minilit and Multilit*
- * *PLCs dedicated to data informed teaching practices*
- * *Application of 3 Phase Explicit Instructional Model – including Leadership visits to observe lessons*
- * *Continued engagement of Roger Saulsman as consultant to embed EI model across school*
- * *Jane Dyke attended Train the Trainer Program for Keeping Safe Program*
- * *All staff attendance at Keeping Safe Professional Development*

ENGAGEMENT

We have increased community awareness of St Matthew's Early Years and whole-school programs and events by:

- * Creating a school Facebook page
- * Updating the school website
- * Moved to online newsletters

We have increased parent engagement in school based events throughout the year by:

- * Supporting the P&F to provide 1 event per semester based on the parent survey results – Welcome Morning Tea, Fathers' Day Breakfast, Term 4 Quiz Night

ACCOUNTABILITY

We have ensured inclusivity, good governance and resource allocation by:

- * Maintaining a balanced recurrent budget.*
- * Implementing the Instructional Framework*
- * Introducing whole school strategies to assist children to cope with emotional overloads*
- * Regularly reviewing the Behaviour Management policy at staff meeting/PLC*
- * Introducing the Keeping Safe Program*

DISCIPLESHIP

We have enhanced opportunities for personal faith development through:

- * providing opportunities for our upper primary students to participate in at least one community outreach activity per semester
- * student involvement in Mini Vinnies
- * MJR programs and events
- * Guest speakers to promote worthy causes for our children to promote and support
- * establishing a link with a school in Flores to promote awareness of social justice

PRIORITIES FOR ANNUAL SCHOOL IMPROVEMENT PLAN 2018

Learning:

- ❖ *Focus on Differentiation: Extension of Maths, Spelling and Grammar & Punctuation*
- ❖ *Focus on Writing: Introduction of Brightpath*

Engagement:

- ❖ *All online class pages to increase the regularity of updating photos and information for parents to view classroom learning throughout the year*

Accountability:

- ❖ *Increase the number and type of devices available for student use in classrooms to 1:2 ratio in Years 4-6. Move ipads to K-3 to increase to a 1:3 ratio*

Discipleship:

- ❖ *Increase the number of staff coming together to celebrate the Eucharist outside of the required attendance events*

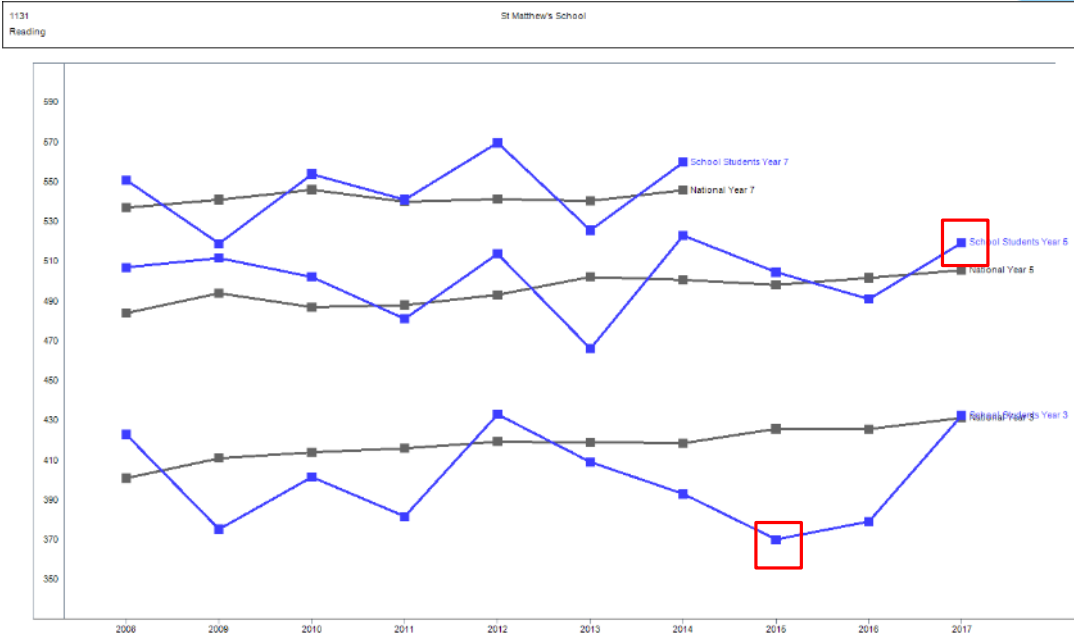


PERFORMANCE DATA – Sue Milton



Please take note that the following graphs do not show a direct comparison as the children tested are not from the same cohort.

READING



St Matthew's Students

National

Year 5 have made significant improvement since Year 3 testing. Cohort have moved from well below National to above National.

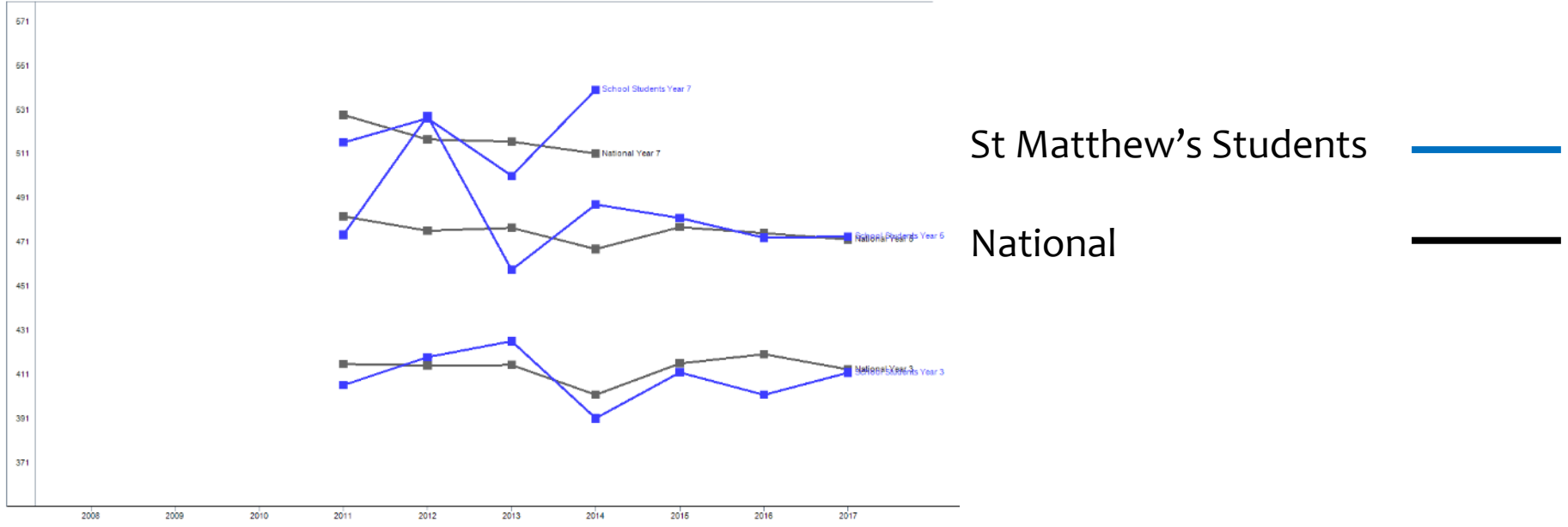
Upward trend in Year 3 results.

READING

| | |
|--|--------|
| NATIONAL INCREASE Yr 3 – 5 (2015 – 2017) | 79.8 |
| SCHOOL INCREASE | 149.1 |
| DIFFERENCE | + 69.3 |

WRITING

1131 Writing St Matthew's School

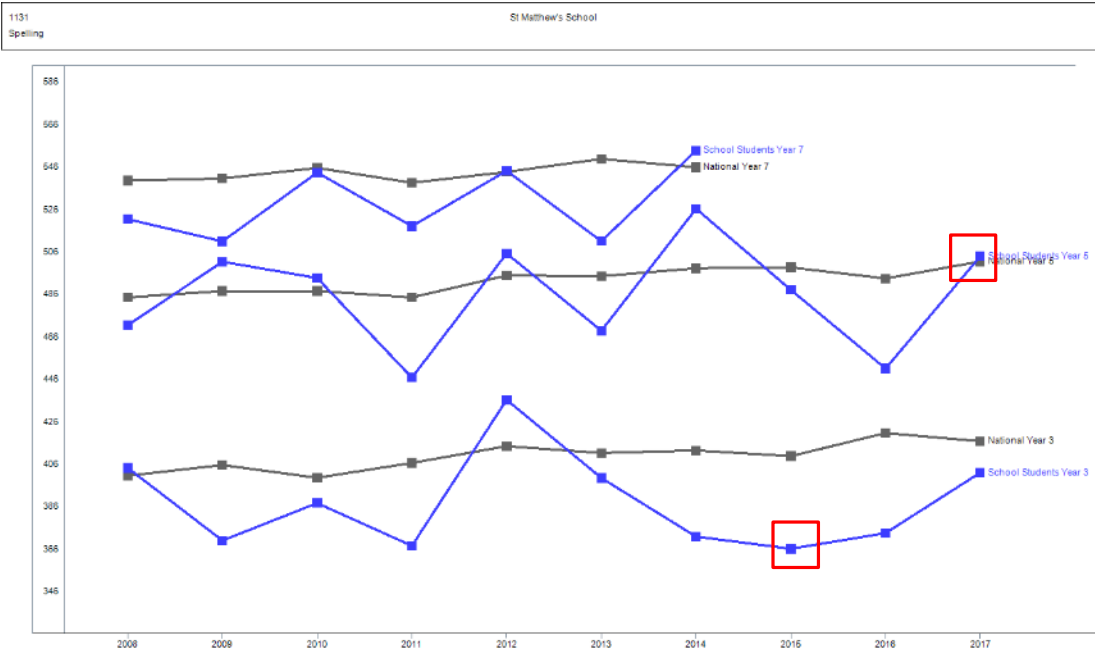


Both Year 3 and Year 5 meeting National. Introduction of Brightpath.

WRITING

| | |
|---|--------------|
| NATIONAL INCREASE Yr 3 – 5 (2015 – 2017) | 56.2 |
| SCHOOL INCREASE | 61.7 |
| DIFFERENCE | + 5.5 |

SPELLING



St Matthew's Students



National

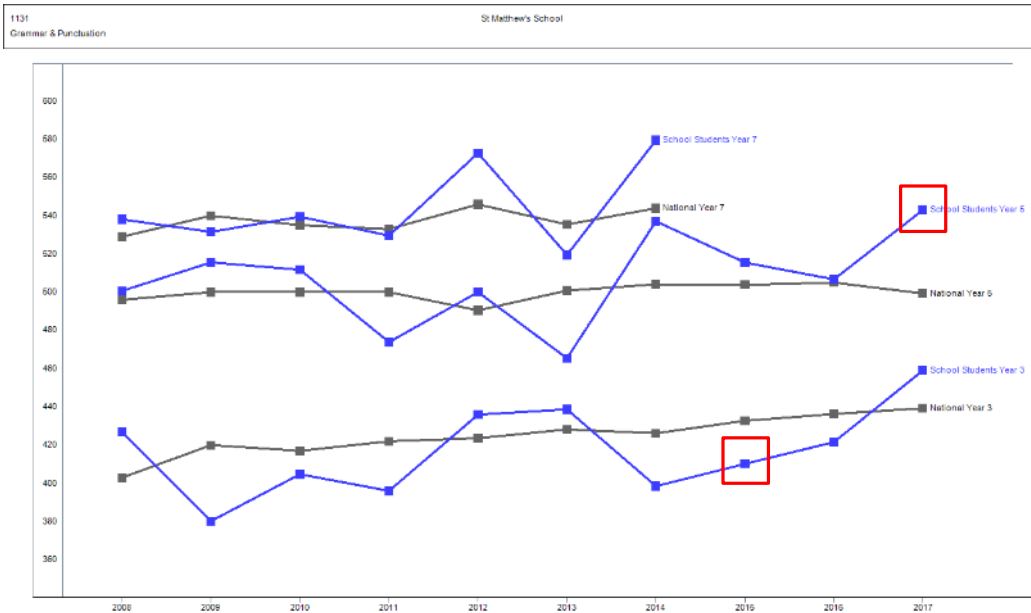


Year 5 have made significant improvement since Year 3 testing. Cohort have moved from well below National to above National. Upward trend in Year 3 results. Please note that Spelling Mastery was introduced to Year 5 in February 2017.


SPELLING

| | |
|---|---------------|
| NATIONAL INCREASE Yr 3 – 5 (2015 – 2017) | 91.7 |
| SCHOOL INCREASE | 137.8 |
| DIFFERENCE | + 46.1 |

GRAMMAR AND PUNCTUATION



St Matthew's Students 

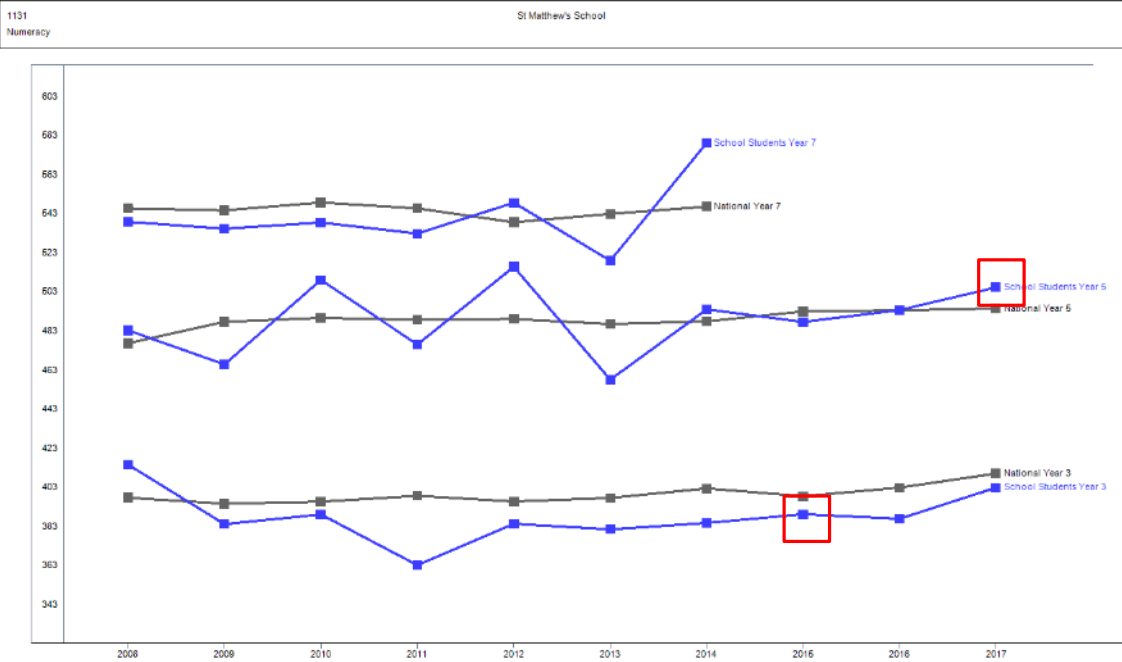
National 

Year 5 have made significant improvement since Year 3 testing. Cohort have moved from below National to well above National. Upward trend in Year 3 results since 2014.

GRAMMAR AND PUNCTUATION

| | |
|---|---------------|
| NATIONAL INCREASE Yr 3 – 5 (2015 – 2017) | 66.6 |
| SCHOOL INCREASE | 132.8 |
| DIFFERENCE | + 66.2 |

NUMERACY



St Matthew's Students 
National 

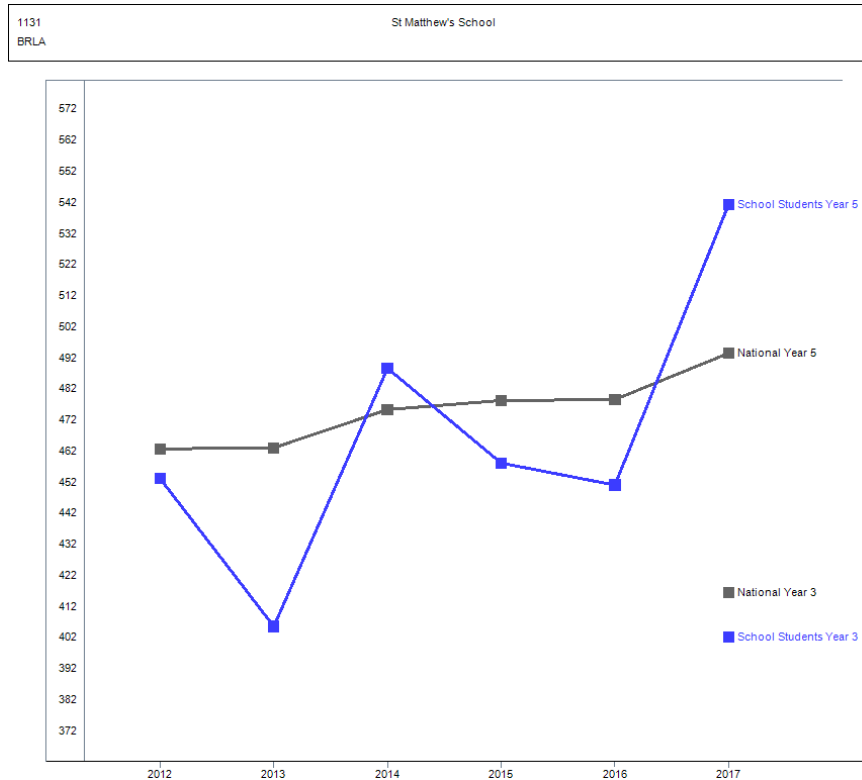
Year 5 have made improvement since Year 3 testing. Cohort have moved from below National to above National. Upward trend in Year 5 results since 2015.

NUMERACY

| | |
|---|-------------|
| NATIONAL INCREASE Yr 3 – 5 (2014 – 2016) | 96 |
| SCHOOL INCREASE | 116 |
| DIFFERENCE | + 20 |

THE BISHOPS' RELIGIOUS LITERACY ASSESSMENT

This test is a diagnostic tool that assists schools to identify and analyse student learning. The assessment is not used to assess students' faith.




St Matthew's School's mean score for Year 5 2017 was 64.4% in comparison to St Matthew's School's mean score for Year 5 2015 which was 55.6%.

The mean score for Year 3 2017 was 57.7% in comparison to St Matthew's School's mean score for Year 3 2016 which was 60.2%.



P & F Annual Meeting



Thank you so much for attending. Please stay and enjoy the nibbles and the company.